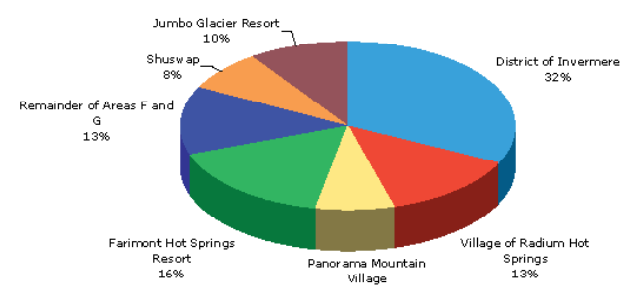
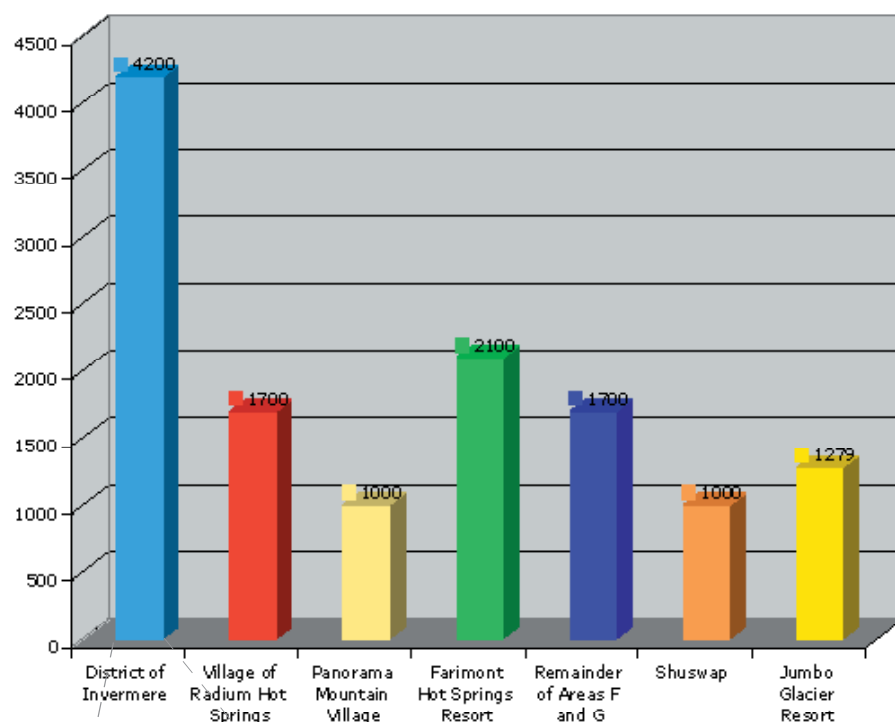


Building Units Comparison 10 Year Outlook

Jumbo Glacier Resort will account for a relatively small percentage (10%) of the planned development over the next ten years in the Columbia Valley and environs.

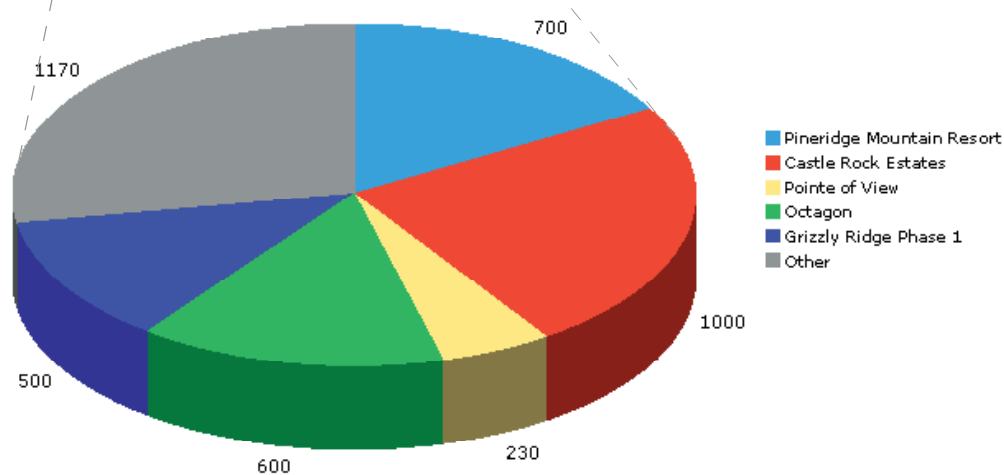
Electoral Areas F & G New Building Units: 10 Year Outlook



- Jumbo Glacier Resort (JGR) will account for roughly 10% of the projected new building units in Electoral Areas F & G over the next ten years.

NOTE: Only NEW building units are indicated. Existing resorts and communities already have a substantial number of building units. There are presently about 7,300 building units in the Columbia Valley. Panorama presently has around 1,000 building units.

Invermere New Building Units: 10 Year Outlook



- The planned developments within the District of Invermere over the next 10 years are much larger than Jumbo Glacier Resort (JGR) — 4,200 units vs. 1,279 units.
- Unlike these developments, JGR will not require utility services from the District.
- JGR is the only tourism development in the Kootenays to have received environmental certification under B.C.'s Environmental Assessment Act.