

JUMBO **GLACIER**

GLACIER SKIING RESORT FEASIBILITY STUDY

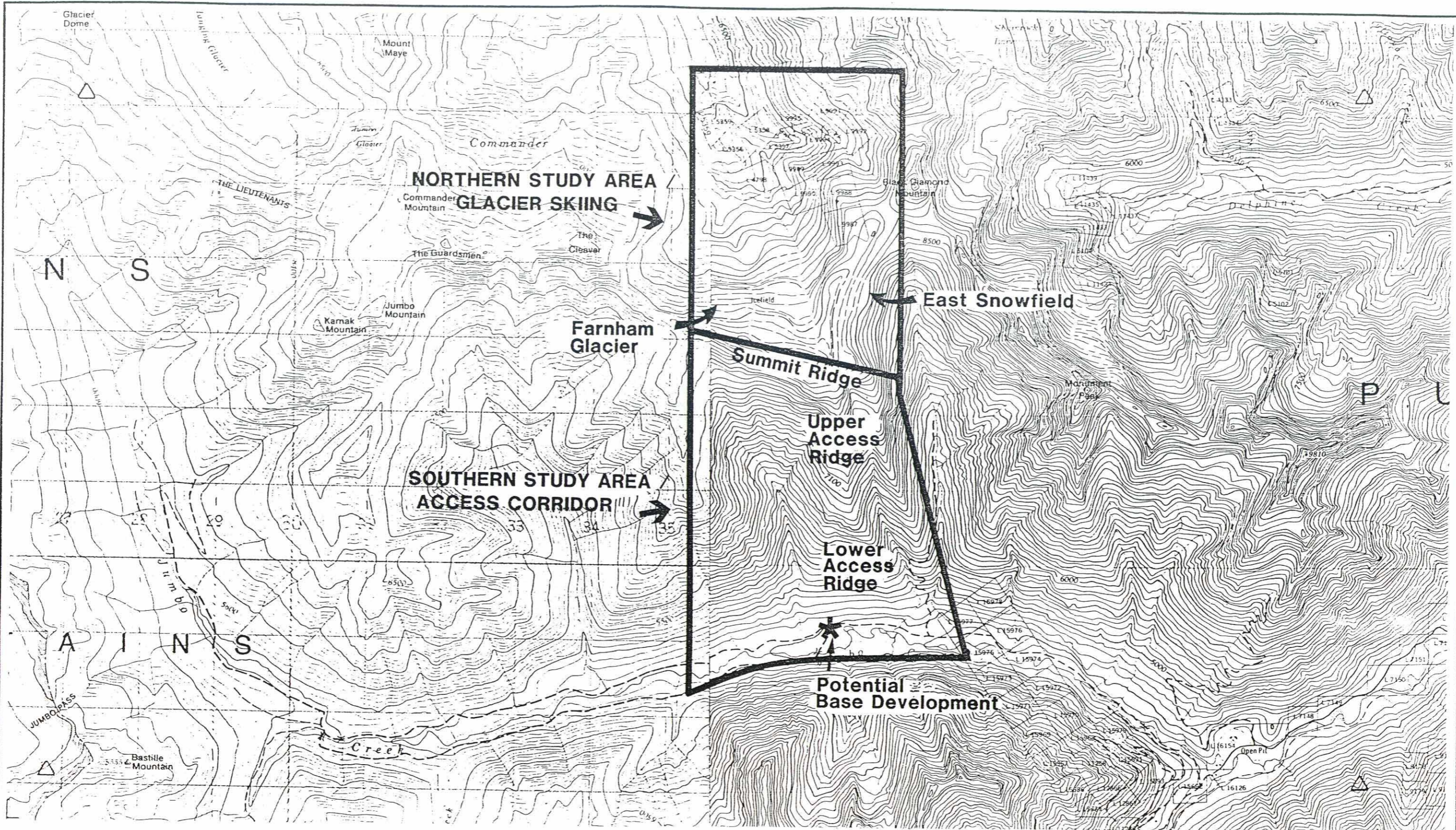
PREPARED FOR :

**Jumbo Glacier Skiing Ltd.
Invermere, B.C.**


PREPARED BY :

 **ecesign**
mountain
recreation
planners ltd.
Box 63 Whistler, B.C. V0N 1B0 (604) 932 5976

May, 1983



JUMBO:: GLACIER

PLANNERS:  ecosign

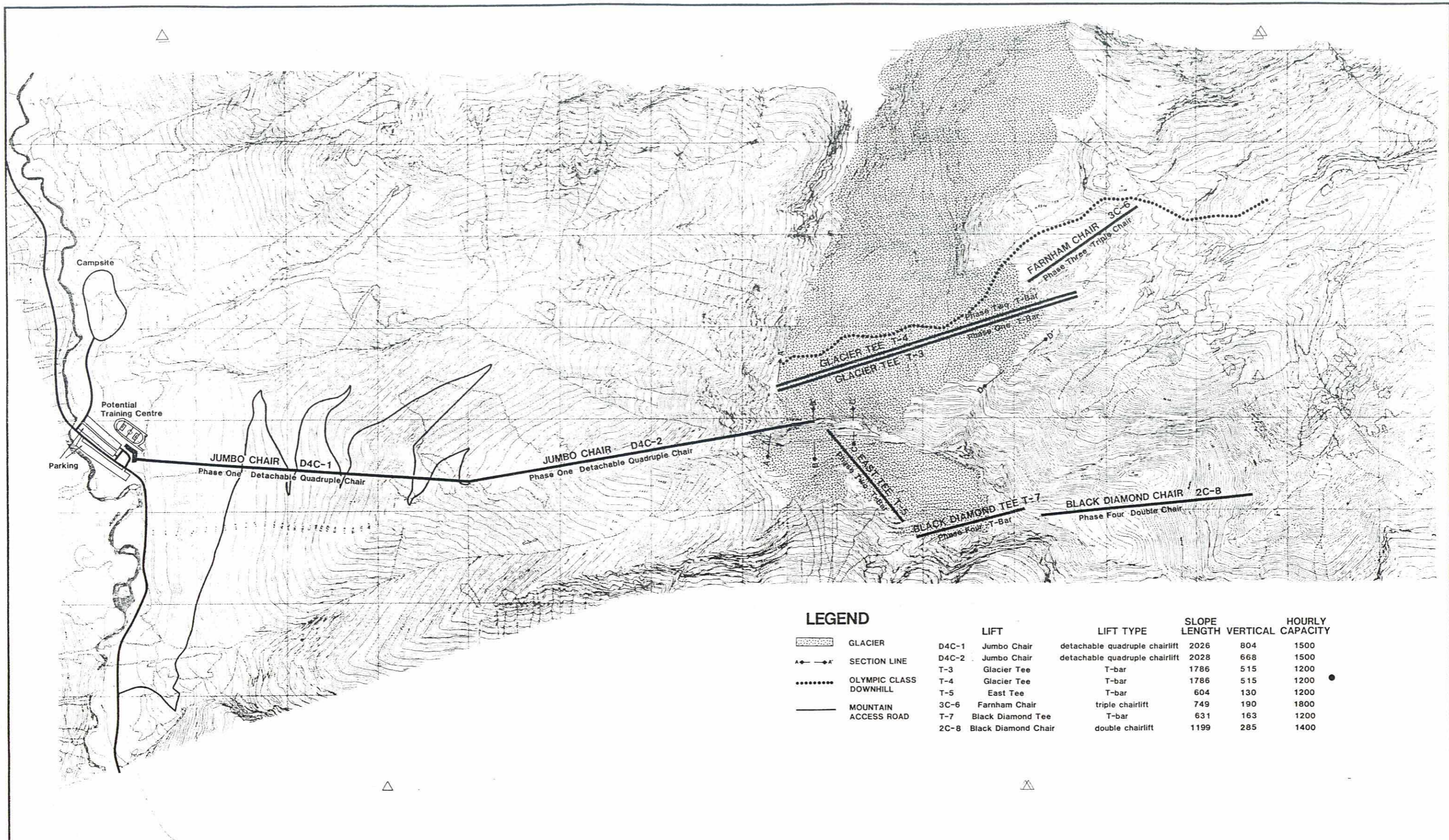
CLIENT: JUMBO GLACIER SKIING LTD.

NORTH
↑

Scale: 1:50,000
C.I.: 100'

THE STUDY AREA

FIGURE 3



LEGEND

- GLACIER
- SECTION LINE
- OLYMPIC CLASS DOWNHILL
- MOUNTAIN ACCESS ROAD

| LIFT | | LIFT TYPE | SLOPE LENGTH | VERTICAL | HOURLY CAPACITY |
|-------|---------------------|--------------------------------|--------------|----------|-----------------|
| D4C-1 | Jumbo Chair | detachable quadruple chairlift | 2026 | 804 | 1500 |
| D4C-2 | Jumbo Chair | detachable quadruple chairlift | 2028 | 668 | 1500 |
| T-3 | Glacier Tee | T-bar | 1786 | 515 | 1200 |
| T-4 | Glacier Tee | T-bar | 1786 | 515 | 1200 |
| T-5 | East Tee | T-bar | 604 | 130 | 1200 |
| 3C-6 | Farnham Chair | triple chairlift | 749 | 190 | 1800 |
| T-7 | Black Diamond Tee | T-bar | 631 | 163 | 1200 |
| 2C-8 | Black Diamond Chair | double chairlift | 1199 | 285 | 1400 |

JUMBO: GLACIER

PLANNERS: **Ecosign**

CLIENT: **JUMBO GLACIER SKIING LTD.**

PLAN: P81D
DATE: FEB. 1993
SCALE: 0m 100 200m
C.I.: 5m



CONCEPTUAL DEVELOPMENT PLAN

FIGURE 11